







An Overseas association Member of Lifting Equipment Engineers Association
UK & ISO 9001 Company


EN 13414-1 Wire Standard

Working load limits (T)	One-leg sling	Two-leg sling		Three and four-leg sling		Endless sling
	Angle to the vertical	0°	0° to 45°	over 45° to 60°	0° to 45°	over 45° to 60°
Nominal rope Diameter mm						
	Steel Core	Steel Core	Steel Core	Steel Core	Steel Core	Steel Core
8	0.82	1.15	0.82	1.72	1.23	1.31
9	1.04	1.45	1.04	2.18	1.56	1.66
10	1.28	1.79	1.28	2.69	1.92	2.05
11	1.55	2.17	1.55	3.25	2.32	2.48
12	1.84	2.57	1.84	3.85	2.75	2.94
13	2.17	3.03	2.17	4.55	3.25	3.47
14	2.15	3.52	2.51	5.28	3.77	4.02
16	3.29	4.6	3.29	6.9	4.93	5.26
18	4.15	5.81	4.15	8.17	6.22	6.64
20	5.12	7.17	5.12	10.75	7.68	8.19
22	6.2	8.69	6.2	13.03	9.31	9.93
24	7.38	10.33	7.38	15.5	11.07	11.81
26	8.66	12.13	8.66	18.19	13	13.86
28	10.04	14.06	10.04	21.08	15.06	16.06
32	13.12	18.37	13.12	27.56	19.69	21
36	16.59	23.23	16.59	34.84	24.89	26.55
40	20.56	28.78	20.56	43.17	30.84	32.89
44	24.78	34.69	24.78	52.04	37.17	39.65
48	29.55	41.37	29.55	62.06	44.33	47.28
52	34.69	48.57	34.69	72.85	52.04	55.51


STEEL WIRE ROPE COMBINATIONS




Eye & Eye




Eye & Thimble



Thimble Hook



Thimble & Thimble



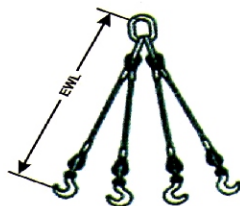
Eye & Hook



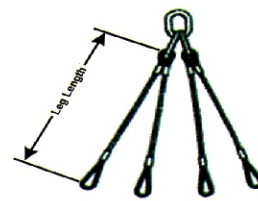
Endless Sling



2 Leg With Soft Eye



4 Leg With End Fittings



4 Leg With Soft Eye